

# GSP ORION



**GSP ORION**

PSV VESSEL •

[www.gspholding.com](http://www.gspholding.com)

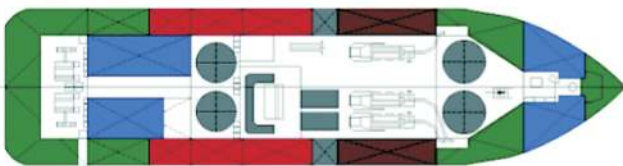





# GENERAL



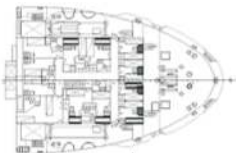
OUTBOARD PROFILE



VIEW UNDER MAIN DECK

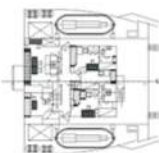


MAIN DECK

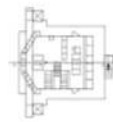


FORECASTLE DECK

RAISED FORECASTLE DECK



BOAT DECK



WHEELHOUSE DECK

<b>BUILT BY / YEAR</b>	SIGJBORN AS / 1983 / Major Update 2009
<b>FLAG</b>	Panama
<b>TYPE</b>	Supply Vessel
<b>DESIGN</b>	ME 202
<b>CLASS</b>	DNV – 1A1, Supply Vessel, OILREC, SF, EO, DINAPOS-AUT

<b>L.O.A. (m)</b>	67.4
<b>BREADTH (m)</b>	16.8
<b>DEPTH (m)</b>	7.1
<b>MAX. SPEED</b>	11 knots
<b>NUMBER OF ENGINES &amp; TYPE</b>	3 x 1,720 BHP Rolls Royce Bergen
<b>GENERATORS</b>	3 x 1,500 KVA
<b>BOW THRUSTER (s)</b>	2 x 900 BHP Rolls Royce Bergen
<b>STERN THRUSTER (s)</b>	Azimuth



## TECHNICAL DATA

### MAIN PARTICULARS

L.O.A.:	67.4 m
LPP:	60.0 m
Breadth Moulded:	16.8 m
Draft:	min. 4 m – max. 6.2 m
DWT (d = 4 / 5,5 / 6,2):	1,130 t / 2,475 t / 3,003 t
GRT:	1,599t
Net Tonnage:	654 t

### CARGO CAPACITIES

Deck Area:	615 m <sup>2</sup> (42.2 x 14.7 m)
Deck Cargo:	1,650 t
Deck Load:	5 t / m <sup>2</sup>
Crash Barrier Height:	2.8 m
Fuel:	1,299 cubm
Potable Water:	979 cubm
Drill Water:	719 cubm
Liquid Mud:	304 cubm / 1,900 bbls
Brine:	208 cubm / 1,307 bbls
Dry Bulk:	340 cubm / 12,000 cuft

### DISCHARGE CAPACITIES

Fuel:	2 x 0 – 100 cubm / h – 7.5 bar
Potable Water:	2 x 0 – 100 cubm / h – 7.5 bar
Drill Water:	1 x 0 – 100 cubm / h – 7.5 bar
Liquid Mud:	1 x 0 – 50 cubm / h – 18 bar and 1 x 50 cubm / h – 18 bar
Brine:	1 x 0 – 100 cubm / h – 7.5 bar
Glycol:	1 x 0 – 100 cubm / h – 7.5 bar
Dry Bulk Compressors:	2 x 28 cubm / min – 5.6 bar

### DECK MACHINERY / MOORING

Tugger Winches:	2 x 10 t
Capstans:	2 x 7.5 t
Deck Cranes:	1 x 1 t @ 2 – 9 m and 1 x 1.8 t
Windlass:	1 x 8 t / 6 t SWL
Anchors:	2 x 1,980 kG Stockless
Chain:	1 x 466 m and 1 x 548 m, both with 38 mm K3 chain

### MACHINERY & PROPULSION

Diesel Electric Main Engines:	3 x Rolls Royce Bergen 1,720 BHP, totally 5,160 BHP
Aux. Engines:	1 x 160 kW, 440 V, 60 Hz
Emergency Generator:	1 x 24 kW, 440 V, 60 Hz
Shaft Generators:	
Main Propellers:	2 x 2,000 BHP, Azimuth, thrusters, 2,300 mm diameter
Bow Thruster:	2 x 900 BHP tunnel
Stern Thruster:	Using Azimuth thrusters
Rudders:	Using Azimuth thrusters

### NAVIGATION & COMMUNICATION EQUIPMENT

Radars:	1 x 3 cm, 1 x 10 cm
Main Radio:	GMDSS
Inmarsat C:	Sailor

GPS:	2 x Furuno
Autopilot:	Robertson
Gyro:	Anshutz

### PERFORMANCE

Max. Speed:	11 knots
Consumption per Day:	Sailing: 9 t @ 10.5 knots, 12 t @ full speed, Standby: approx. 3 t – 5 t

### ACCOMMODATION

Total Capacity:	21 persons
Cabins:	11 cabins x 1 persons, 5 cabins x 2 persons Fully equipped
Hospital:	1
Lounges:	1

### CONTINGENCY EQUIPMENT

Fast Rescue Boat:	1 with outboard motors
Fire Fighting:	CO <sub>2</sub> for engine room and galley

### OTHER INFORMATION

DP1 System	Kongsberg
------------	-----------



	TANK CAPACITIES								
	SG m <sup>3</sup>	FUEL OIL 0,835	POT WATER 1,000	DRILL WATER 1,000	BALLAST WATER 1,025	LIQUID MUD 2,000	BRINE 2,200	GLYCOL 0,830	DRY BULK 2,400
FOREPEAK	29.3	-	-	29.3	30	-	-	-	-
DB WT 2 PS	97.5	-	97.5	-	-	-	-	-	-
DB WT 2 SB	92.5	-	92.5	-	-	-	-	-	-
DB WT 3 PS	175.7	-	-	175.7	180.1	-	-	-	-
DB WT 3 SB	175.7	-	-	175.7	180.1	-	-	-	-
WT 4 PS	149.2	124.6	-	-	-	-	-	-	-
WT 4 SB	149.2	124.6	-	-	-	-	-	-	-
CENTER TK 5 PS	281.7	235.2	-	-	-	-	-	-	-
CENTER TANK 5 SB	291.1	243.1	-	-	-	-	-	-	-
DB WT 6 PS	47.1	39.3	-	-	-	-	-	-	-
DB WT 6 SB	48.2	40.2	-	-	-	-	-	-	-
WT 7 FWD PS	62	51.8	-	-	-	124	-	51.5	-
WT 7 FWD SB	62	75.3	-	-	-	124	-	51.5	-
WT 7 AFT PS	90.2	75.3	-	-	-	180.4	-	74.9	-
WT 7 AFT SB	90.2	-	-	-	-	180.4	-	74.9	-
WT 8 PS	103.9	-	-	-	-	-	207.8	-	-
WT 8 SB	103.9	-	-	-	-	-	207.8	-	-
CENTER TK 9 PS	394.3	-	394.3	-	-	-	-	-	-
CENTER TK 9 SB	394.3	-	394.3	-	-	-	-	-	-
WT 10 PS	89	-	-	89	91.2	-	-	-	-
WT 10 SB	89	-	-	89	91.2	-	-	-	-
AFT PEAK PS	83.4	-	-	83.4	85.5	-	-	-	-
AFT PEAK SB	76.5	-	-	76.5	78.4	-	-	-	-
FO SETTLING	9.5	7.9	-	-	-	-	-	-	-
FO DAY TK SB	18.4	15.4	-	-	-	-	-	-	-
CEMENT 1 - 4	340	-	-	-	-	-	-	-	816
-	-	-	-	-	-	-	-	-	-
WEIGHT IN TONS	-	1084	979	719	737	609	416	253	816
VOLUME IN M <sup>3</sup>	-	1299	979	719	719	304	208	304	340
VOLUME IN BARRELS	-	8169	6155	4520	4520	1915	1307	1915	2139

All figures shown, are based on tank volume at 100 % filling.



Constanta Port, Berth 34, 900900, Constanta, Romania

Tel.: +40 241 555 255 • Fax: +40 241 555 257

[www.gspholding.com](http://www.gspholding.com)